

# Combined Middle School Quality Reports

## Comprehensive Accountability System

Metrics that Matter to our Community

### DISTRICT-ASSIGNED SCHOOL QUALITY RATING

2023-2024  
**ACADEMICS**

8TH GRADE ALGEBRA I

Approaches	Meets	Masters
<b>91%</b>	<b>62%</b>	<b>34%</b>

8TH GRADE MATH (Board Goal) ★

Approaches	Meets	Masters
<b>62%</b>	<b>32%</b>	<b>8%</b>

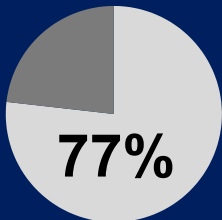
8TH GRADE READING

Approaches	Meets	Masters
<b>76%</b>	<b>50%</b>	<b>21%</b>

TEA Rating: TBD  
Baseline Year 2023

### Positive Student BEHAVIOR **3**

★ (Board Goal)  
% of students with no OSS



### Student DISCIPLINE

Discipline Incidents

2022-2023

ISS	<b>1,405</b>
OSS	<b>1,910</b>

2023-2024

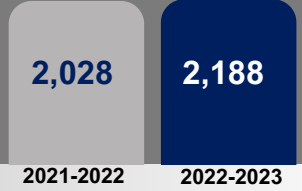
ISS	<b>763</b>
OSS	<b>925</b>

● In-school suspension ● Out-of-school suspension

### Student ENROLLMENT



### Pre AP Enrollment



### TEACHER Information **5**

#### Teacher-to-Student Ratio



#### Teacher Tenure

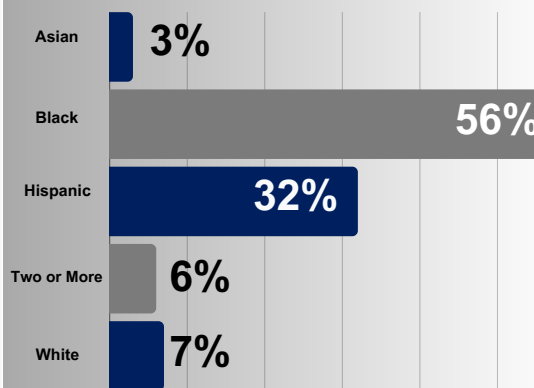


#### TEACHER INCENTIVE ALLOTMENT



280 TEACHERS ON CAMPUSES

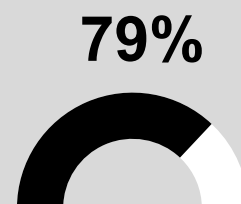
#### CAMPUS DEMOGRAPHICS



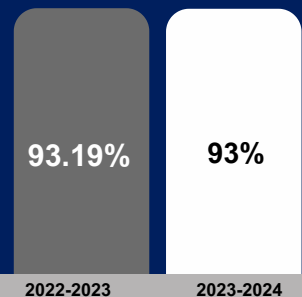
#### RUBRIC SCALE

- 1** NEEDS ATTENTION
- 2** AVERAGE
- 3** GOOD
- 4** EXCEPTIONAL
- 5** GREAT


#### Economically DISADVANTAGED



### Attendance PERCENTAGE **5**



#### Campus COMMUNICATION



SCHOOL ENVIRONMENT



# Combined Middle School Quality Reports

## *Comprehensive Accountability System*



## Crowley ISD School Board

Our aspiration in Crowley ISD is to ensure that all students have access to a GREAT SCHOOL and are provided excellent educational experiences so that they achieve their full potential. When our students graduate from Crowley ISD, they will leave with more than a diploma. They will leave with choices and opportunities. We designed this School Quality Report (SQR) to highlight metrics that matter and to share with our community the areas of progress, the areas of opportunity, and the comprehensive quality of each school in Crowley ISD. This SQR is our effort to increase transparency by synthesizing the quantitative metrics with qualitative parent voices to provide a complete assessment of school quality.

### FINE ARTS OPPORTUNITIES

- Hispanic Heritage Quiz Bowl
- Black History Quiz Bowl
- Crowley ISD Honor Choir
- Stomp Wars
- Fine Arts Summer Camp

### STEM PLUS FOR ALL OPPORTUNITIES

- Engineering classes
- STEM Days
- STEM Community Nights
- Girls in STEM
- Young Men in STEM
- Global Leaders Summer STEM Program
- Mosaic STEAM Summer Program
- STEM Camp







# GRADED ON 2023-2024 DATA

CROWLEY INDEPENDENT SCHOOL DISTRICT

## Crowley ISD Quality Report

### Comprehensive Accountability System Rubric

Metrics that Matter to our Community

#### RUBRIC SCALE

- 1** NEEDS ATTENTION
- 2** AVERAGE
- 3** GOOD
- 4** EXCEPTIONAL
- 5** GREAT

#### FINANCE FUND BALANCE

- 1** Less than 9%
- 2** 10-14%
- 3** 14-17%
- 4** 18-19%
- 5** 20%

#### GRADUATION RATE

- 1** 89% or less
- 2** 89-90%
- 3** 90-92%
- 4** 93-94%
- 5** 95% or greater

#### DISTRICT-ASSIGNED SCHOOL QUALITY RATING

- 1** F
- 2** D
- 3** C
- 4** B
- 5** A

#### TEACHER INFORMATION

Total # of 5 plus year teachers divided by the total # of teachers to get the percentage

- 1** 10-19%
- 2** 20-38%
- 3** 39-48%
- 4** 49-59%
- 5** 60% or greater

#### College, Career and Military Readiness (CCMR)

- 1** 60-70%
- 2** 71-80%
- 3** 81-90%
- 4** 91-94%
- 5** 95% or greater

### SCHOOL ENVIRONMENT

#### POSITIVE STUDENT BEHAVIOR

##### ELEMENTARY

- 1** 85 or less
- 2** 86-89
- 3** 90-91
- 4** 92-94
- 5** 95 or greater

##### SECONDARY

- 1** 69%
- 2** 70-73%
- 3** 74-84%
- 4** 85-91%
- 5** 92% or greater

#### STUDENT SUPPORTS

##### ELEMENTARY

- 1** 1 out of 6
- 2** 2 out of 6
- 3** 3 out of 6
- 4** 4 out of 6
- 5** 5 out of 6

##### SECONDARY

- 1** 2 or less
- 3** 3 out of 6
- 5** 4 out of 5

#### ATTENDANCE PERCENTAGE

##### ELEMENTARY

- 1** 85% or less
- 2** 86-89%
- 3** 90-92%
- 4** 93-94%
- 5** 95% or greater

##### SECONDARY

- 1** 69%
- 2** 70-73%
- 3** 74-84%
- 4** 85-91%
- 5** 92% or greater

#### PARENT AND STUDENT ENGAGEMENT OPPORTUNITIES

##### Parent Involvement

- 1** 0      **5** 2 or more
- 2** 1

##### Student Clubs

- 1** 0      **5** 5 or more
- 2** 1      **3** 3-4

#### REFER TO SECONDARY RATINGS FOR DISTRICT

Visit <http://crowleyisdtx.org> for more details

